

Rigidur® H Gypsum Fibreboards

to be used as load-bearing as well as stiffening boards in timber and dry wall constructions. European Technical Assessment (ETA) approved.

Think positive – build healthily with Rigidur® H Gypsum Fibreboards

Do you rate healthy living conditions and sustainability as key priorities while building? If so, using a combination of wood and gypsum building materials renders all possible benefits. The interactional advantages of these two natural materials for human well-being and the environment are striking. The combined positive qualities of wood used for construction together with gypsum fibreboards for surfaces ideally complement each other when building. And if you are searching for individuality, flexibility, a healthy home and sustainability from the basement upwards, you will be bound to be successful when using Rigidur gypsum fibreboard!

Robust solutions that exhibit their strengths with timber construction

Rigidur gypsum fibreboards comprise highly compressed natural gypsum reinforced with select recycled paper fibres. Due to their distinctive structure, all Rigidur timber construction solutions are characterized by extremely hard, robust and very smooth surfaces. Furthermore Rigidur products are tested and certified for pollutants and environmental compatibility by the independent Institute for Building Biology (IBR) in Rosenheim, Germany. Together with matching Rigidur components, such as non-hazardous adhesives and fillers, this product has been awarded a seal of approval as a very safe building material. You consequently have

the best reasons to use Rigidur gypsum fibreboards as a reliable and safe drywall timber construction solution.

Building biologically tested components using natural raw materials

Rigidur gypsum fibreboards comprise natural gypsum and paper fibres for reinforcement made from recycled material and are free from adhesives and binders. They have been tested by the independent Institute for Building Biology (IBR) in Rosenheim, Germany for pollutants as well as environmental compatibility and awarded a seal of approval as a very safe building material.



Thermal protection for well-being and energy saving

Contemporary thermal insulation provides combination of thermal protection and heat storage properties. While respective modern materials contribute to thermal insulation, Rigidur gypsum fibreboards provide temperature-compensation heat storing features thanks to their dense mass.



Very smooth surfaces for optimal design options

The extremely smooth, sealed surface of Rigidur gypsum fibreboards – with no protruding fibres nor signs of machining – is ideally suited to subsequent layers of paint for example, as no additional surface treatment is needed. In a similar way old wallpaper can be easily removed.



Interior and exterior sound insulation

The comparatively heavy weight of stable Rigidur gypsum fibreboards combined with modern insulation materials assures highdegree sound insulation for partitioning walls as well as for exterior walls of a building. The choice of an optional lamination used with Rigidur screed elements increases high-impact sound insulation.



Built-in fire safety for wooden buildings

In accordance with EN 13501-1, Rigidur gypsum fibreboards are classified as ‘non-combustible’. As a result they effectively protect the inside construction of a home from fire resulting for example from neglect or technical defects. The water chemically bonded in gypsum crystal is released under intense heat, cooling the entire structure and hence ensuring protection against the spread of fire.



Robust very wear-resistant walls

Rigidur gypsum fibreboards feature high-degree surface hardness and as a consequence are not susceptible to everyday mechanical stress such as knocks and scratches.



Fastening heavy loads made easy

Walls built from Rigidur gypsum fibreboards are extremely stable, enabling items to be safely and simply fastened. Cabinets, shelves or flat screens can easily be screwed onto walls with coarse thread screws without the need for laborious drilling.



Range overview



| | Rigidur H 12.5 | Rigidur H AK 12.5 | Rigidur H 15 | Rigidur H AK 15 | Rigidur H 18 |
|--------------------------|---|--|--|--|---------------------------------------|
| Thickness | 12.5 mm | 12.5 mm | 15 mm | 15 mm | 18 mm |
| Edge | | | | | |
| Size Joint [mm] | 1,245 x 2,000 2,500 2,750 3,000 | 1,249 x 2,000 2,540 2,750 3,000 | | 1,249 x 2,000 2,540 2,750 3,000 | Individual sizes available on request |
| Size Adhesive joint [mm] | 1,249 x 2,000 2,500 2,540 2,610 2,630 2,750 3,000 | | 1,249 x 2,000 2,540 2,750 3,000 | | Individual sizes available on request |
| Maximum XXL size [mm] | 2,500 x 6,080 | 2,500 x 6,080 | 2,500 x 6,080 | 2,500 x 6,080 | 2,500 x 6,080 |

Customized formats for individual home solutions


After a room’s height has been defined, it is often the case that the required board lengths are rarely available as standard sizes. As part of our service, we customcut Rigidur fibreboards to the required lengths – to match room height – at no extra cost in accordance with the order volume. Simply contact us!

Certified, statically effective panelling

Rigidur gypsum fibreboards are certified at European level for use as both reinforcing and load-bearing panelling for wooden components.

XXL sizes: more surface with less seams

More and more customers are taking advantage of the option to minimize joint processing thanks to large sized boards. Rigidur gypsum fibreboards are manufactured up to 2.5 m x 6.0 m in size and finished precisely to customers dimensional requirements.





Securely fastened in no time at all

Rigidur gypsum fibreboards can be mounted onto wooden substructures simply and quickly with staples, making installation cost-effective. The staples can be used up to 1 cm from the board's edge without any problems. And the product is so stable that neither edges and corners chip nor do the staple crowns go through the fibreboard.

Rigidur gypsum tapered edge for perfect board junctions



Our tapered edge version facilitates the creation of flush board joints. Thanks to the tapered edges, small surface irregularities caused by offset edges are compensated for with subsequent grouting. When making calculations, figures do not need to be reduced for static applications when using Rigidur gypsum fibreboards with tapered edges.





Austrian Institute of Construction Engineering
Schenkenstrasse 4 | T +43 1 533 65 50
1010 Vienna | Austria | F +43 1 533 64 23
www.oib.or.at | mail@oib.or.at



European Technical Assessment

ETA-08/0147
of 07.01.2025

General part

Technical Assessment Body issuing the European Technical Assessment

Österreichisches Institut für Bautechnik (OIB)
Austrian Institute of Construction Engineering

Trade name of the construction product

RIGIDUR H

Product family to which the construction product belongs

Gypsum boards with fibrous reinforcement for lining of building elements

Manufacturer

Saint-Gobain Rigips GmbH
Schanzenstraße 84
40549 Düsseldorf
GERMANY

Manufacturing plant

Saint-Gobain Rigips GmbH
Rühler Straße 50
37619 Bodenwerder
GERMANY

This European Technical Assessment contains

21 pages including 6 Annexes, which form an integral part of this assessment.

This European Technical Assessment is issued in accordance with Regulation (EU) No 305/2011, on the basis of

European Assessment Document (EAD)
070001-02-0504 "Gypsum plasterboards, gypsum boards with fibrous reinforcement and expanded glass boards with fibrous reinforcement for sheathing and lining of building elements".

This European Technical Assessment replaces

European Technical Assessment ETA-08/0147 of 18.03.2022.

electronic copy
electronic copy
electronic copy
electronic copy
electronic copy
electronic copy
electronic copy

Translations of the European Technical Assessment in other languages shall fully correspond to the original issued document and should be identified as such.

Communication of this European Technical Assessment, including transmission by electronic means, shall be in full. However, partial reproduction may be made with the written consent of Österreichisches Institut für Bautechnik. Any partial reproduction has to be identified as such.

Specific parts

1 Technical description of the product

This European Technical Assessment (ETA)¹ applies to the gypsum board with fibrous reinforcement for lining of building elements with trade name RIGIDUR H. RIGIDUR H is a flat rectangular board composed of gypsum, additives and reinforcement of recycled cellulose fibres. Board type according to EN 15283-2 is GF-C2-I-W2 or better. In addition, RIGIDUR H meets the requirements for board type DF according to EN 520.

RIGIDUR H S_d has an organic finish made of polymer dispersion, which leads to a reduced water vapour diffusion as specified in Annex 2.

The edges of the board can be produced sharp edged or formed, see Annex 1.

The nominal thickness of the gypsum board is between 12.5 mm and 18 mm. The length of the board varies between 400 mm and 6 080 mm and the width between 400 mm and 2 540 mm. The nominal density is 1 200 kg/m³ and amounts to at least 1 000 kg/m³ up to a maximum of 1350 kg/m³.

The gypsum board corresponds to the specifications given in Annex 2. The material characteristics, dimensions and tolerances of RIGIDUR H, not indicated in these Annex, are given in the technical file² of the European Technical Assessment.

2 Specification of the intended use(s) in accordance with the applicable European Assessment Document

2.1 Intended use

The gypsum boards are used as load-bearing and non load-bearing building components. They may be used as load-bearing as well as stiffening boards in timber and drywall constructions. In ceilings they may be used as non load-bearing boards only.

The gypsum boards may also be used for load-bearing and bracing applications under seismic action.

The gypsum boards are intended to be used in service classes 1 and 2 according to EN 1995-1-1³.

The substructure is not part of this European Technical Assessment.

¹ The ETA-08/0147 was firstly issued in 2008 as European technical approval with validity from 30.06.2008, extended in 2013 with validity from 30.06.2013, amended and converted in 2018 to the European Technical Assessment ETA-08/0147 of 22.06.2018, amended in 2020 to the European Technical Assessment ETA-08/0147 of 18.06.2020, amended in 2022 to the European Technical Assessment ETA-08/0147 of 18.03.2022 and amended in 2024 to the European Technical Assessment ETA-08/0147 of 07.01.2025.

² The technical file of the European Technical Assessment is deposited at Österreichisches Institut für Bautechnik and, in so far as is relevant to the tasks of the notified product certification body involved in the assessment and verification of constancy of performance procedure, is handed over to the notified product certification body.

³ Reference documents are listed in Annex 6.

2.2 General assumptions

The gypsum boards are manufactured in accordance with the provisions of the European Technical Assessment using the manufacturing process as identified in the inspection of the manufacturing plant by Österreichisches Institut für Bautechnik and laid down in the technical file.

The manufacturer shall ensure that the requirements in accordance with the Clauses 1, 2 and 3 as well as with the Annexes of the European Technical Assessment are made known to those who are concerned with design and execution of the works.

Design

The European Technical Assessment only applies to the manufacture and use of the gypsum boards. Verification of stability of the works including application of loads on the products is not subject to the European Technical Assessment.

The following conditions shall be observed:

- Design of the gypsum boards is carried under the responsibility of an engineer experienced in such products.
- Design of the works shall account for the protection of the gypsum boards.
- The gypsum boards are installed correctly.

Design of the gypsum boards may be according to EN 1995-1-1, EN 1993-1-1 and EN 1998-1, taking into account of Annex 2 to Annex 5 of the European Technical Assessment.

Standards and regulations in force at the place of use shall be considered.

Packaging, transport, storage, maintenance, replacement and repair

Concerning product packaging, transport, storage, maintenance, replacement and repair: It is the responsibility of the manufacturer to undertake the appropriate measures and to advise his clients on the transport, storage, maintenance, replacement and repair of the product as he considers necessary.

Installation

It is assumed that the product will be installed according to the manufacturer's instructions or (in absence of such instructions) according to the usual practice of the building professionals.

2.3 Working life/Durability

The provisions made in the European Technical Assessment (ETA) are based on an assumed intended working life of RIGIDUR H of 50 years, when installed in the works, provided that the gypsum boards are subject to appropriate installation, use and maintenance (see Clause 2.2). These provisions are based upon the current state of the art and the available knowledge and experience⁴.

The indications given as to the working life of the construction product cannot be interpreted as a guarantee neither given by the product manufacturer or his representative nor by EOTA nor by the Technical Assessment Body, but are regarded only as a means for choosing the appropriate products in relation to the expected economically reasonable working life of the works.

⁴ The real working life of a product incorporated in a specific works depends on the environmental conditions to which that works is subject, as well as on the particular conditions of the design, execution, use and maintenance of that works. Therefore, it cannot be excluded that in certain cases the real working life of the product can also be shorter than the assumed working life.

3 Performance of the product and reference to the methods used for its assessment

3.1 Essential characteristics of the product

Table 1: Performance of the product in relation to the essential characteristics

| Essential characteristic | Method of assessment | Performance |
|---|-----------------------------------|-------------|
| Basic requirement for construction works 1: Mechanical resistance and stability | | |
| Bending strength | EAD 070001-02-0504, Clause 2.2.1 | Annex 2 |
| Shear strength | EAD 070001-02-0504, Clause 2.2.2 | Annex 2 |
| Compressive strength | EAD 070001-02-0504, Clause 2.2.3 | Annex 2 |
| Tensile strength | EAD 070001-02-0504, Clause 2.2.4 | Annex 2 |
| Load bearing capacity of the wall elements | EAD 070001-02-0504, Clause 2.2.5 | Annex 2 |
| Embedment strength of fasteners (staples, nails, screws) in boards | EAD 070001-02-0504, Clause 2.2.6 | Annex 2 |
| Head pull-through resistance of fasteners (staples, nails, screws) in boards | EAD 070001-02-0504, Clause 2.2.7 | Annex 2 |
| Creep and duration of the load | EAD 070001-02-0504, Clause 2.2.8 | Annex 2 |
| Structure of the cohesion of the core at high temperature | EN 520, Clause 5.10 | Annex 2 |
| Dimensional stability | EAD 070001-02-0504, Clause 2.2.9 | Annex 2 |
| Surface hardness | EAD 070001-02-0504, Clause 2.2.10 | Annex 2 |
| Static ductility of dowel-type fasteners (staples, screws) in boards | EAD 070001-02-0504, Clause 2.2.11 | Annex 2 |
| Basic Works Requirement 2: Safety in case of fire | | |
| Reaction to fire | EAD 070001-02-0504, Clause 2.2.12 | Annex 2 |

| Essential characteristic | Method of assessment | Performance |
|---|--------------------------|-------------|
| Basic Works Requirement 3: Hygiene, health and the environment | | |
| Water vapour permeability (expressed as water vapour resistance factor) | EN 15283-2, Clause 4.4 | Annex 2 |
| Water absorption of board surface | EN 15283-2, Clause 5.8 | Annex 2 |
| Resistance to water penetration | No performance assessed. | |
| Total water absorption | EN 15283-2, Clause 5.9 | Annex 2 |
| Moisture absorption | No performance assessed. | |
| Basic Works Requirement 4: Safety and accessibility in use | | |
| Hard body impact resistance | EN 1128 | Annex 2 |
| Basic Works Requirement 5: Protection against noise | | |
| Airborne sound insulation | No performance assessed. | |
| Sound absorption | No performance assessed. | |
| Basic Works Requirement 6: Energy economy and heat retention | | |
| Thermal resistance (expressed as thermal conductivity) | EN 15283-2, Clause 4.5 | Annex 2 |
| Air permeability | No performance assessed. | |
| Coefficient of thermal expansion | No performance assessed. | |
| Aspects of durability | | |
| Mould resistance | No performance assessed. | |

3.2 Assessment methods

3.2.1 General

The assessment of the essential characteristics in Clause 3.1 of the gypsum boards for the intended use, and in relation to the requirements for mechanical resistance and stability, for safety in case of fire, for hygiene, health and the environment, for safety and accessibility in use and for energy economy and heat retention in use in the sense of the basic requirements for construction works № 1, 2, 3, 4 and 6 of Regulation (EU) № 305/2011 has been made in accordance with the European Assessment Document EAD 070001 02 0504, Gypsum plasterboards, gypsum boards with fibrous reinforcement and expanded glass boards with fibrous reinforcement for sheathing and lining of building elements.

3.2.2 Identification

The European Technical Assessment for the gypsum boards is issued on the basis of agreed data that identify the assessed product. Changes to materials, to composition, to characteristics of the product, or to the production process could result in these deposited data being incorrect. Österreichisches Institut für Bautechnik should be notified before the changes are implemented, as an amendment of the European Technical Assessment is possibly necessary.

4 Assessment and verification of constancy of performance (thereinafter AVCP) system applied, with reference to its legal base

4.1 System of assessment and verification of constancy of performance

According to Commission Decision 95/467/EC the system of assessment and verification of constancy of performance to be applied to "RIGIDUR H" is System 3. System 3 is detailed in Commission Delegated Regulation (EU) № 568/2014 of 18 February 2014, Annex, 1.4., and provides for the following items

- (a) The manufacturer shall carry out factory production control.
- (b) The notified laboratory shall assess the performance on the basis of testing (based on sampling carried out by the manufacturer), calculation, tabulated values or descriptive documentation of the construction product.

4.2 AVCP for construction products for which a European Technical Assessment has been issued

Notified bodies undertaking tasks under System 3 shall consider the European Technical Assessment issued for the construction product in question as the assessment of the performance of that product. Notified bodies shall therefore not undertake the tasks referred to in point 4.1 (b).

5 Technical details necessary for the implementation of the AVCP system, as provided for in the applicable European Assessment Document

5.1 Tasks for the manufacturer

5.1.1 Factory production control

In the manufacturing plant the manufacturer shall establish and continuously maintain a factory production control. All procedures and specifications adopted by the manufacturer shall be documented in a systematic manner. The factory production control shall ensure the constancy of performances of the gypsum boards with regard to the essential characteristics.

The manufacturer shall only use raw materials supplied with the relevant inspection documents as laid down in the control plan. The incoming raw materials shall be subject to controls by the manufacturer before acceptance. Check of incoming materials shall include control of inspection documents presented by the manufacturer of the raw materials.

The frequencies of controls conducted during manufacturing and on the finalised product are defined by taking account of the manufacturing process of the product and are laid down in the control plan.

The results of factory production control are recorded and evaluated. The records include at least the following data:

- Designation of the product, basic materials and components
- Type of control or test
- Date of manufacture of the product and date of testing of the product or basic materials or components
- Results of controls and tests and, if appropriate, comparison with requirements
- Name and signature of person responsible for factory production control

The records shall be kept at least for ten years time after the construction product has been placed on the market. On request they shall be presented to Österreichisches Institut für Bautechnik.

5.1.2 Declaration of performance

The manufacturer is responsible for preparing the declaration of performance. When all the criteria of the assessment and verification of constancy of performance are met, the manufacturer shall issue a declaration of performance.

Issued in Vienna on 07.01.2025
by Österreichisches Institut für Bautechnik

The original document is signed by:

Thomas Rockenschaub
Managing Director

electronic copy electronic copy electronic copy electronic copy electronic copy electronic copy electronic copy electronic copy

sharp edged RIGIDUR H or RIGIDUR H S_d board

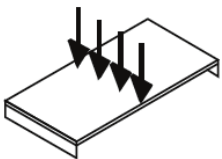
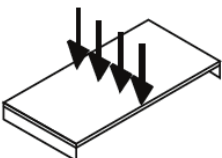
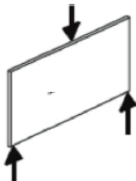
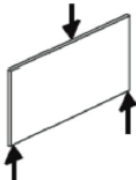



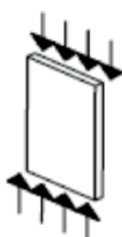
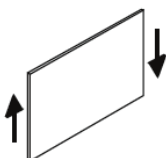
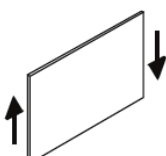
formed RIGIDUR H AK or RIGIDUR H AK S_d board

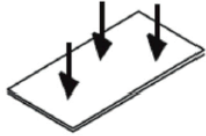
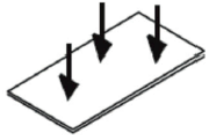
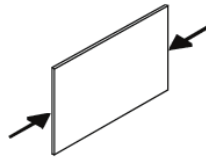
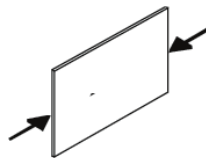


Essential characteristics in Annex 2 to Annex 5 apply for both board configurations.

| | |
|-------------------------------|--|
| RIGIDUR H | Annex 1 of European Technical Assessment ETA-08/0147 of 07.01.2025 |
| Possible board configurations | |

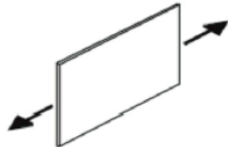
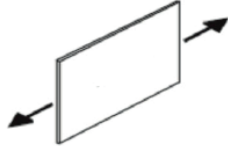
| BWR | Essential characteristic | Assessment method | Level / Class / Description | | |
|--|---|--------------------------|---|-------------|-------------|
| 1 | Mechanical resistance and stability | | | | |
| | Bending strength ¹⁾ | | | | |
| | Thickness | | 12.5 mm | 15 mm | 18 mm |
| | Bending strength perpendicular to the gypsum board $f_{m,90,k}$  | EAD 070001-02-0504 2.2.1 | 5.50 N/mm² | 5.00 N/mm² | 3.00 N/mm² |
| | Bending modulus of elasticity perpendicular to the gypsum board $E_{m,90,mean}$  | EAD 070001-02-0504 2.2.1 | 4 500 N/mm² | 4 500 N/mm² | 3 600 N/mm² |
| | Bending strength in plane of the gypsum board $f_{m,0,k}$  | EAD 070001-02-0504 2.2.1 | 4.50 N/mm² | 4.30 N/mm² | 3.80 N/mm² |
| | Bending modulus of elasticity in plane of the gypsum board $E_{m,0,mean}$  | EAD 070001-02-0504 2.2.1 | 3 500 N/mm² | 3 500 N/mm² | 3 350 N/mm² |
| ¹⁾ each direction = direction of manufacturing procedure and direction perpendicular to manufacturing procedure | | | | | |
| RIGIDUR H | | | Annex 2 | | |
| Product characteristics | | | of European Technical Assessment ETA-08/0147 of 07.01.2025 | | |

| BWR | Essential characteristic | Assessment method | Level / Class / Description | | |
|---|---|-----------------------------|---|-------------------------|------------------------|
| | Shear strength ¹⁾ | | | | |
| | Thickness | | 12.5 mm | 15 mm | 18 mm |
| | Shear strength perpendicular to the gypsum board $f_{r, k}$  | EAD 070001-02-0504 2.2.2 | 1.20 N/mm ² | 1.20 N/mm ² | 0.80 N/mm ² |
| | Shear modulus perpendicular to the gypsum board $G_{r, mean}$  | EAD 070001-02-0504 2.2.2 | 650 N/mm ² | 650 N/mm ² | 650 N/mm ² |
| | Shear strength in plane of the gypsum board $f_{v, k}$  | EAD 070001-02-0504 2.2.2 | 2.30 N/mm ² | 2.30 N/mm ² | 2.30 N/mm ² |
| Shear modulus in plane of the gypsum board $G_{v, mean}$  | EAD 070001-02-0504 2.2.2 | 1 300 N/mm ² | 1 200 N/mm ² | 1 200 N/mm ² | |
| ¹⁾ each direction = direction of manufacturing procedure and direction perpendicular to manufacturing procedure | | | | | |
| RIGIDUR H | | | Annex 2 | | |
| Product characteristics | | | of European Technical Assessment ETA-08/0147 of 07.01.2025 | | |

| BWR | Essential characteristic | Assessment method | Level / Class / Description | | |
|-----|---|-----------------------------|-----------------------------|-------------------------|-------------------------|
| | Compression strength ¹⁾ | | | | |
| | Thickness | | 12.5 mm | 15 mm | 18 mm |
| | Compression strength perpendicular to the gypsum board $f_{c,90,k}$  | EAD 070001-02-0504 2.2.3 | 6.00 N/mm ² | 5.90 N/mm ² | 5.30 N/mm ² |
| | Compression modulus of elasticity perpendicular to the gypsum board $E_{c,90,mean}$  | EAD 070001-02-0504 2.2.3 | 300 N/mm ² | 300 N/mm ² | 300 N/mm ² |
| | Compression strength in plane of the gypsum board $f_{c,0,k}$  | EAD 070001-02-0504 2.2.3 | 9.00 N/mm ² | 7.20 N/mm ² | 5.75 N/mm ² |
| | Compression modulus of elasticity in plane of the gypsum board $E_{c,0,mean}$  | EAD 070001-02-0504 2.2.3 | 4 500 N/mm ² | 3 000 N/mm ² | 3 000 N/mm ² |

¹⁾ each direction = direction of manufacturing procedure and direction perpendicular to manufacturing procedure

| | |
|-------------------------|--|
| RIGIDUR H | Annex 2 of European Technical Assessment ETA-08/0147 of 07.01.2025 |
| Product characteristics | |

| BWR | Essential characteristic | Assessment method | Level / Class / Description | | |
|--|---|-----------------------------|---|-------------------------|-------------------------|
| | Tension strength ¹⁾ | | | | |
| | Thickness | | 12.5 mm | 15 mm | 18 mm |
| | Tension strength in plane of the gypsum board $f_{t,0,k}$  | EAD 070001-02-0504 2.2.4 | 2.20 N/mm ² | 2.00 N/mm ² | 1.60 N/mm ² |
| | Tension modulus of elasticity in plane of the gypsum board $E_{t,0,mean}$  | EAD 070001-02-0504 2.2.4 | 4 500 N/mm ² | 2 500 N/mm ² | 2 500 N/mm ² |
| ¹⁾ each direction = direction of manufacturing procedure and direction perpendicular to manufacturing procedure | | | | | |
| RIGIDUR H | | | Annex 2 | | |
| Product characteristics | | | of European Technical Assessment ETA-08/0147 of 07.01.2025 | | |

| BWR | Essential characteristic | Assessment method | Level / Class / Description |
|-----|---|---------------------------|---|
| | Load bearing capacity of the wall elements | EAD 070001-02-0504 2.2.5 | Calculation acc. to EN 1995-1-1 Reduction factor for loss of racking strength and stiffness: $k_{red} = 0.65$ |
| | Density | EN 15283-2 | $1\,000\text{ kg/m}^3 \leq \rho \leq 1\,350\text{ kg/m}^3$ Nominal density $1\,200\text{ kg/m}^3$ |
| | Creep and duration of load | EAD 070001-02-0504 2.2.8 | Annex 3 |
| | Dimensions | EN 15283-2 | board thickness $\leq 18\text{ mm}$: t: $\pm 0.5\text{ mm}$ b: $+0/-4\text{ mm}$ l: $+0/-5\text{ mm}$ squareness: $\leq 2.5\text{ mm/m}$ |
| | Dimensional stability | | |
| | Shrinkage and swelling | EN 318 | per 30 % variation in rel. humidity: $\leq 0.45\text{ mm/m}$ |
| | Moisture content during service shall not change to such an extent that adverse deformation will occur. | | |
| | Surface hardness | EN 15283-2 | Pass for board type GF-I |
| | Embedment strength | EAD 070001-02-0504 2.2.6 | Annex 4 |
| | Head pull-through parameter | EAD 070001-02-0504 2.2.7 | Annex 4 |
| | Structure and cohesion of the core at high temperature | EN 520, Clause 5.10 | Pass for board type F |
| | Static ductility of dowel-type fasteners (staples, screws) in boards | EAD 070001-02-0504 2.2.11 | Annex 5 |

RIGIDUR H

Annex 2

Product characteristics

of European Technical Assessment
ETA-08/0147 of 07.01.2025

| BWR | Essential characteristic | Assessment method | Level / Class / Description | |
|-----|---|--|---|---|
| 2 | Safety in case of fire | | | |
| | Reaction to fire | | | |
| | RIGIDUR H, RIGIDUR Hsd ρ ≥ 1200 kg/m³ | EN 13501-1 | Euroclass A2-s1, d0 | |
| 3 | Hygiene, health and environment | | | |
| | Water vapour permeability – water vapour transmission – RIGIDUR H 12.5 mm ρ = 1237 kg/m³ – RIGIDUR H 15 mm ρ = 1253 kg/m³ – RIGIDUR H 18 mm ρ = 1222 kg/m³ – RIGIDUR H SD 12.5 mm ρ = 1237 kg/m³ | EN ISO 12572 EN ISO 12572 EN ISO 12572 EN ISO 12572 | water vapour resistance factor, μ 19 19 19 1423 | water vapour diffusion- equivalent air layer thickness sd in m 0.24 0.29 0.34 4.6 |
| | Water absorption – board surface – board | EN 15283-2 EN 15283-2 | Pass for board type GF-W2 | |

RIGIDUR H

Product characteristics

Annex 2

of European Technical Assessment
ETA-08/0147 of 07.01.2025

electronic copy electronic copy electronic copy electronic copy electronic copy electronic copy electronic copy electronic copy

| k_{def} | |
|------------------------|----------|
| Service class | |
| 1 | 2 |
| 4.4 | 8.0 |

| k_{mod} | | | | | |
|------------------------|----------------------------|--------------------|----------------------|---------------------|--------------------------|
| Service class | Load duration class | | | | |
| | Permanent action | Long action | Medium action | Short action | Very short action |
| 1 | 0.6 | 0.65 | 0.7 | 0.8 | 1.0 |
| 2 | 0.45 | 0.5 | 0.55 | 0.65 | 0.9 |

| | |
|---|--|
| RIGIDUR H | Annex 3 of European Technical Assessment ETA-08/0147 of 07.01.2025 |
| Creep and duration of load – k _{def} and k _{mod} values | |

electronic copy electronic copy electronic copy electronic copy electronic copy electronic copy electronic copy electronic copy

Fasteners

Fasteners for the connection of the gypsum boards with the substructure shall be nails, screws or staples with a zinc coating or made of stainless steel with a diameter $1.5\text{ mm} \leq d \leq 4.0\text{ mm}$.

Head diameter of the nails shall be $d_{\text{head}} \geq 1.68\text{ d}$ and back width of staples $b_R > 5.88\text{ d}$.

The distance of the fasteners from the edge of the gypsum board shall be at least 7 d .

EN 1995-1-1 applies for the distances of nails and screws in wooden components.

The distance of the staples from the unstressed edge of the wood shall be at least 5 d and from the stressed edge of the wood at least 7 d .

Embedment strength $f_{h,k}$

The embedment strength of the fasteners in gypsum boards of thickness 12.5, 15 and 18 mm and for $\rho \geq 1100\text{ kg/m}^3$ can be calculated by

$$f_{h,k} = 127\text{ d}^{-0.7}$$

with

d ... diameter of the fastener and for $d \leq 4.0\text{ mm}$

Load-bearing capacity of gypsum board - wood connections in shear

For single shear connections with predominantly short-time loading parallel to the edge of the board, the characteristic value of the load-bearing capacity of fasteners $F_{v,Rk}$ for gypsum boards with full edge may be determined according to clause 8.2.2 of EN 1995-1-1.

The part of the rope effect in the load-bearing capacity $F_{ax,Rk}/4$ according to the Johansen theory shall be limited to 50 % for staple and nail connections. For staple connections with $d \geq 1.8\text{ mm}$ and panel thicknesses $t \geq 15\text{ mm}$ $F_{ax,Rk}/4$ must not be taken into account.

The withdrawal resistance for staples can be calculated as follows

$$F_{ax,Rk} = \min \left\{ \begin{matrix} 2 \cdot f_{ax,k} \cdot d \cdot t_{pen} \\ f_{head,k} \cdot d \cdot b_R \end{matrix} \right.$$

with

$f_{ax,k}$ characteristic value of withdrawal strength out of wood in $[\text{N/mm}^2]$

$f_{head,k}$ head-pull-through parameter in $[\text{N/mm}^2]$

d diameter of the staple in $[\text{mm}]$

t_{pen} penetration depth on the side of the staple tip or length of the resinated part of the shaft in the component with the staple tip in $[\text{mm}]$

b_R staple width in $[\text{mm}]$

| | |
|-----------|--|
| RIGIDUR H | Annex 4 of European Technical Assessment ETA-08/0147 of 07.01.2025 |
| Fasteners | |

The slip modulus K_{ser} for shear stresses per shear joint of dowel-type fasteners or per connection unit with staples may be calculated according to Table A.4.1.

Table A.4.1 Slip modulus K_{ser} per shear joint and connection unit with staples

| Fastener | K_{ser} in N/mm ² |
|------------------------|-----------------------------------|
| Staples | $\rho_m^{1.5} \cdot d^{0.8} / 40$ |
| Nails (non-predrilled) | $\rho_m^{1.5} \cdot d^{0.8} / 30$ |
| Screws | $\rho_m^{1.5} \cdot d / 23$ |

with

d diameter of the fastener in [mm]

$\rho_m = (\rho_{m,1} \cdot \rho_{m,2})^{0,5}$ geometric mean value of the mean density of the gypsum boards and the mean density of the timber component to be connected in [kg/m³]

Racking strength of wall panels

The design value of the racking strength of each wall panel $F_{i,v,Rd}$ may be calculated as

$$F_{i,v,Rd} = f_{v,0,d} \cdot b_i \cdot c_i \text{ [N]}$$

with

$f_{v,0,d}$ design value of the length-related shear strength of a wall panel in [N/mm]

b_i width of the wall panel in [mm]

and

$$c_i = \begin{cases} 1 & \text{for } b_i \geq b_0 \\ \frac{b_i}{b_0} & \text{for } b_i < b_0 \end{cases}$$

with

$$b_0 = h/2$$

h height of the wall in [mm].

The design value of the length-related shear strength $f_{v,0,d}$ of a wall panel may be calculated taking into account the load-bearing capacity of the connection and the gypsum boards as well as buckling of the panel according to

$$f_{v,0,d} = n_{BepI} \cdot \min \begin{cases} k_{v1} \cdot \frac{F_{v,Rd}}{s} \\ k_{v1} \cdot k_{v2} \cdot f_{t,d} \cdot t \\ k_{v1} \cdot k_{v2} \cdot f_{v,d} \cdot 35 \cdot \frac{t^2}{b_{net}} \end{cases}$$

whereas the lowest value is decisive.

| | |
|-----------|--|
| RIGIDUR H | Annex 4 of European Technical Assessment ETA-08/0147 of 07.01.2025 |
| Fasteners | |

- with
- n_{BepI} number of cladded sides of the wall element (cladding on one side $n_{BepI}=1$; cladding on both sides $n_{BepI}=2$, only if the planking and the fasteners are of the same type and the same dimensions)
 - k_{v1} factor taking into account the arrangement and type of connection of the panels ($k_{v1}=1.0$ for panel edges that are rigid in shear on all sides and $k_{v1}=0.66$ for panels with free panel edges)
 - k_{v2} factor taking into account the deviations of the load-bearing behavior from the conditions of the ideal calculation model ($k_{v2}=0.33$ for wall panels cladded on one side and $k_{v2}=0.5$ for wall panels cladded on both sides)
 - $F_{v,Rd}$ design value of the load-bearing capacity of shearing off a fastener
 - $f_{t,d}$ design value of the tensile strength of the boards
 - $f_{v,d}$ design value of the shear strength of the boards
 - s spacing of fasteners
 - b_{net} distance between the vertical studs
 - t thickness of the board

Different to EN 1995-1-1 the design value of the load-bearing capacity of shearing off a fastener $F_{v,Rd}$ must not be increased by a factor of 1.2 for the fasteners along the edges of a single board.

Head pull-through parameter $f_{head,k}$

The head pull-through parameter $f_{head,k}$ for selected tested fasteners are given in Table A.4.2.

Table A.4.2 Head pull-through parameter for tested fasteners

| Fastener | Dimensions | Head pull-through parameter $f_{head,k}$ | |
|----------|--|--|------------------------|
| | | $t = \leq 15\text{ mm}$ | $t = 18\text{ mm}$ |
| Staple | $d = 1.53\text{ mm}$, $b_R = 11.25\text{ mm}$ | 30.1 N/mm ² | 45.4 N/mm ² |
| Staple | $d = 2.0\text{ mm}$, $b_R = 11.76\text{ mm}$ | 16.3 N/mm ² | 30.5 N/mm ² |
| Nail | $d = 2.1\text{ mm}$, $d_{head} = 4.6\text{ mm}$ | 25.9 N/mm ² | 42.3 N/mm ² |
| Nail | $d = 2.8\text{ mm}$, $d_{head} = 6.7\text{ mm}$ | 14.2 N/mm ² | 20.7 N/mm ² |
| Screw | $d = 3.5\text{ mm}$, $d_{head} = 5.9\text{ mm}$ | 19.8 N/mm ² | 29.0 N/mm ² |

| | |
|-----------|--|
| RIGIDUR H | Annex 4 of European Technical Assessment ETA-08/0147 of 07.01.2025 |
| Fasteners | |

Table A.5.1 Ductility factor μ for different board thicknesses, fastener types and minimum edge distances

| Board thickness | Type of fastener | edge distance | ductility factor μ |
|-----------------|--|-----------------|------------------------|
| 12.5 mm | staples d = 1.53 mm, l = 45 mm | $a_{4,c} = 5 d$ | 5.9 |
| 12.5 mm | staples d = 1.8 mm, l = 45 mm | $a_{4,c} = 5 d$ | 9.0 |
| 12.5 mm | profiled nails d = 2.5 mm, l = 45 mm | $a_{4,c} = 5 d$ | 11.7 |
| 15 mm | staples d = 1.53 mm, l = 50 mm | $a_{4,c} = 5 d$ | 2.0 |
| 15 mm | staples d = 1.8 mm, l = 50 mm | $a_{4,c} = 5 d$ | 8.9 |
| 15 mm | profiled nails d = 2.5 mm, l = 45 mm | $a_{4,c} = 5 d$ | 10.9 |
| 18 mm | staples d = 1.8 mm, l = 50 mm | $a_{4,c} = 5 d$ | 17.5 |
| 18 mm | profiled nails d = 2.5 mm, l = 45 mm | $a_{4,c} = 5 d$ | 13.4 |

Design considerations for RIGIDUR H

According to EN 1998-1, Clause 8.3(3)P a ductility factor of 4 must be reached for structures of ductility class M and a ductility factor of 6 must be reached for structures of ductility class H whereas the load-bearing capacity must not decrease by more than 20 %.

Therefore the constructions with staples may be assigned to ductility class DCM with a behaviour coefficient q of 2.5 and the constructions with profiled nails may be assigned to ductility class DCH with a behaviour coefficient q of 4.

| | |
|--------------------|--|
| RIGIDUR H | Annex 5 of European Technical Assessment ETA-08/0147 of 07.01.2025 |
| Seismic resistance | |

European Assessment Document EAD 070001-02-0504 “Gypsum plasterboards, gypsum boards with fibrous reinforcement and expanded glass boards with fibrous reinforcement for sheathing and lining of building elements”

EN 520:2004+A1 (08:2009): Gypsum plasterboards – Definitions, requirements and test methods

EN 594 (06:2011): Timber structures – Test methods – Racking strength and stiffness of timber frame wall panels

EN 1128 (10:1995): Cement-bonded particleboards – Determination of hard body impact resistance

EN 1993-1-1 (05:2005), + AC (02:2006), +AC (04:2009), + AC (05:2014): Eurocode 3: Design of steel structures – Part 1-1: General rules and rules for buildings

EN 1995-1-1 (11:2004), + AC (06:2006), + A1 (06:2008) and + A2 (05:2014): Eurocode 5: Design of timber structures – Part 1-1: General – Common rules and rules for buildings

EN 1998-1 (12:2004), +AC (07:2009), +A1 (02:2013): Eurocode 8: Design of structures for earthquake resistance – Part 1: General rules, seismic actions and rules for buildings

EN 12664 (01:2001): Thermal performance of building materials and products – Determination of thermal resistance by means of guarded hot plate and heat flow meter methods – Dry and moist products of medium and low thermal resistance

EN 13501-1 (12:2018): Fire classification of construction products and building elements – Part 1: Classification using data from reaction to fire tests

EN 15283-2:2008+A1 (08:2009): Gypsum boards with fibrous reinforcement – Definitions, requirements and test methods – Part 2: Gypsum fibre boards

EN ISO 12572 (08:2016): Hygrothermal performance of building materials and products – Determination of water vapour transmission properties – Cup method

| | |
|---------------------|---|
| RIGIDUR H | Annex 6 |
| Reference documents | of European Technical Assessment ETA-08/0147 of 07.01.2025 |



rigidur.com



Headquarters
SAINT-GOBAIN RIGIPS GmbH
Willstätterstr. 60
40549 Düsseldorf
Germany

© SAINT-GOBAIN RIGIPS GMBH

1st edition, October

The information given in this document corresponds to the following: State of our knowledge and experience at Printing (cf. Printing endorsement). Unless expressly agreed otherwise, however, they do not constitute a guarantee in the legal sense. The state of knowledge and experience is constantly evolving. Therefore, please make sure to use the latest edition of this publication (www.rigidur.com). The described product applications cannot take into account special circumstances of the individual case. Therefore, check our products for their suitability for the specific purpose of application. If you have any questions, please contact your partners in place of production.

Climafit®, Die Dicke von Rigips®, RiDuce®, Ridurit®, Rifino®, Rifix®, Riflex®, Rigidur®, RigiMove®, RigiProfil®, Rigips®, RigipsProfi®, RigiRaum®, RigiSystem®, Rigitone®, Rikombi®, Rimat®, RiStuck® and VARIO® are registered brands of SAINT-GOBAIN RIGIPS GmbH.

Activ'Air®, AquaBead®, Glasroc®, Gyptone®, Habito® and Levelline® are registered brands of Compagnie de Saint-Gobain.