

Rigidur Flooring Element 25











- ✓ Suitable for a wide variety of floor coverings
- ✓ Suitable for underfloor heating systems
- ✓ Low static load for existing ceilings
- ✓ No drying time, therefore faster construction progress
- ✓ Clean and easy to install thanks to prefabricated elements



Product description: Pre-primed gypsum fibreboards with rebate edges. Extremely hard and smooth surface without lamination on the reverse.

Area of application: For fast installation of dry floor screeds with fire protection requirements, in new buildings and the renovation of old buildings. Also to be used in combination with underfloor heating systems.

							
Glatte Oberfläche	Erhöhte Oberflächenhärte	Stufenfalz	Nicht brennbar	Elementdicke 25,0 mm	Zulassung Heizsysteme	Wetterfeste Lagerung	Anwendung Innenraum

The information in this publication is based on our current technical knowledge and experience. In view of the many factors that may affect processing and application of our products, these data do not relieve the users of our products from the responsibility of carrying out their own inspections and tests, as they only represent general guidelines. They neither do imply any legally binding assurance of certain properties or of suitability for a particular application. It is the responsibility of those to whom we supply our products to ensure that any proprietary rights and existing laws and regulations are observed. We reserve the right to modifications in the interests of technical advancement without prior notice.

Technical specifications

Parameters	Sign	Value	Unit	Certification
Material				
Type of material		gypsum fibre		
Typesetting				
Type		Plasterboards from reprocessing		EN 14190
Building material class				
Fire behaviour		A2-s1, d0		EN 13501-1
Edges				
Longitudinal edge		SFZ		
Transverse edge		SFZ		
Element joint		Stufenfalz EE 20 & 25		
Dimensions				
Thickness		25.0		
Structure		2 x 12.5		
Width	w	500	mm	EN 14190
Length	l	1.500	mm	
Tolerances				
Thickness		±1,0	mm	
Width		-2/+0	mm	
Length		-2/+0	mm	EN 14190
Perpendicularity: deviation per meter of width		≤ 2,0	mm/m	
Nominal Weight				
Surface-related mass		30.1	kg/m ²	DIN 18180
Characteristic strength values				
Payload (point load)		4.0	kN	
Surface hardness - according to Brinell		35		
Heat				
Thermal conductivity	λ_R	0.35	W/(mK)	EN ISO 10456
	$\lambda_{10,dry}$	0.202	W/(m·K)	EN 12664
Thermal expansion		0.015		referring to EN 318
Limit load by heat (long-term exposure)		max. 50 (short term up to 60°C)	°C	Gypsum data book

The information in this publication is based on our current technical knowledge and experience. In view of the many factors that may affect processing and application of our products, these data do not relieve the users of our products from the responsibility of carrying out their own inspections and tests, as they only represent general guidelines. They neither do imply any legally binding assurance of certain properties or of suitability for a particular application. It is the responsibility of those to whom we supply our products to ensure that any proprietary rights and existing laws and regulations are observed. We reserve the right to modifications in the interests of technical advancement without prior notice.

Parameters	Sign	Value	Unit	Certification
Humidity				
Equilibrium moisture at 20°C, 65% r.h. approx.		1-1.3	%	EN 322
Humidity - shrinkage by humidity change from 65% to 30%		0.38		
Humidity - swelling by humidity change from 65% to 85%		0.12		
Thickness swelling after 24h water storage	≤	2	%	referring to EN 317
Water vapour diffusion resistance factor	μ	19		EN ISO 12572

Notes

Storage		Dry Flat and level Shady Cool		
Shelf Life		Unlimited		
Form of delivery		According to Pricelist		
Waste key number		17 08 02		

The values listed in this product data sheet only reflect the performance characteristics of the products. In addition, gypsum plaster systems have structural and structural properties, which can be found in our system documentation (e. g. Planen und Bauen).

The information in this publication is based on our current technical knowledge and experience. In view of the many factors that may affect processing and application of our products, these data do not relieve the users of our products from the responsibility of carrying out their own inspections and tests, as they only represent general guidelines. They neither do imply any legally binding assurance of certain properties or of suitability for a particular application. It is the responsibility of those to whom we supply our products to ensure that any proprietary rights and existing laws and regulations are observed. We reserve the right to modifications in the interests of technical advancement without prior notice.