







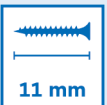

Product data sheet

Rigips construction screw



Product description: Aus Stahl, schwarz phosphatiert, mit verzahntem Flachrundkopf, ausgewalzter Spitze und Kreuzschlitz PH Gr. 2.

Area of application: For screwing two metal profiles up to 1 mm thickness.

							
Anwendung Innenraum	Anwendung	Baustoffklasse	Lagerung	Inklusive 1 Bit	Schraubenkopf	Länge	Durchmesser

Technical specifications

Parameters	Sign	Value	Unit	Certification
Material				
Type of material		steel phosphated		
Rust protection		phosphated		EN 14566
Type				
Type		USN		EN 14566
Geometry				
Drive		Cross recess PH 2		
Head		Deviating design		EN 14566
Type of thread		Sheet metal screw thread		
Tip		Point tip		EN 14566
Building material class				
Fire behaviour		A1		EN 13501-1
Dimensions				
Thread diameter	t	3.8	mm	
Length	l	11	mm	

The information in this publication is based on our current technical knowledge and experience. In view of the many factors that may affect processing and application of our products, these data do not relieve the users of our products from the responsibility of carrying out their own inspections and tests, as they only represent general guidelines. They neither do imply any legally binding assurance of certain properties or of suitability for a particular application. It is the responsibility of those to whom we supply our products to ensure that any proprietary rights and existing laws and regulations are observed. We reserve the right to modifications in the interests of technical advancement without prior notice.

Product data sheet

Rigips construction screw

Parameters	Sign	Value	Unit	Certification
Notes				
Storage		Dry Air access		
Shelf Life		Unlimited		
Package Size		According to Pricelist		
Waste key number		17 04 05		

The values listed in this product data sheet only reflect the performance characteristics of the products. In addition, gypsum plaster systems have structural and structural properties, which can be found in our system documentation (e. g. Planen und Bauen).

The information in this publication is based on our current technical knowledge and experience. In view of the many factors that may affect processing and application of our products, these data do not relieve the users of our products from the responsibility of carrying out their own inspections and tests, as they only represent general guidelines. They neither do imply any legally binding assurance of certain properties or of suitability for a particular application. It is the responsibility of those to whom we supply our products to ensure that any proprietary rights and existing laws and regulations are observed. We reserve the right to modifications in the interests of technical advancement without prior notice.