

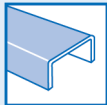



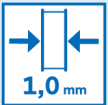

Product data sheet

Rigips Winkelprofil 40 / 40-1



Product description: Angle profile according to DIN EN 14195 made of sheet steel to DIN EN 10346.

Area of application: For connections and corner joints in gypsum board systems.

					
Oberfläche glatt	Korrosions- schutz Z100	Anwendung Innenraum	Baustoffklasse A1	Blechdicke 1,0 mm	Lagerung

Technical specifications

Parameters	Sign	Value	UOM	Drawing
Dimensions				
Metal thickness	t	1	mm	
Profile height	h	40.0	mm	
Profile width	b	40.0	mm	
Length	l	3,000	mm	

Parameters	Sign	Value	Unit	Certification
Material				
Type of material		Galvanised sheet steel		EN 10346
Material		DX51D+Z		
Corrosion protection		Z100		EN 14195
Surface		Smooth		

Typesetting				
Type		WP 40/40/1		DIN 18182-1

Building material class				
Fire behaviour		A1		EN 13501-1

The information in this publication is based on our current technical knowledge and experience. In view of the many factors that may affect processing and application of our products, these data do not relieve the users of our products from the responsibility of carrying out their own inspections and tests, as they only represent general guidelines. They neither do imply any legally binding assurance of certain properties or of suitability for a particular application. It is the responsibility of those to whom we supply our products to ensure that any proprietary rights and existing laws and regulations are observed. We reserve the right to modifications in the interests of technical advancement without prior notice.

Product data sheet

Rigips Winkelprofil 40 / 40-1

Parameters	Sign	Value	Unit	Certification
Notes				
Storage		Dry Flat and level Air access		
Shelf Life		Unlimited		
Form of delivery		According to Pricelist		
Waste key		17 04 05		

The values listed in this product data sheet only reflect the performance characteristics of the products. In addition, gypsum plaster systems have structural and structural properties, which can be found in our system documentation (e.g. Planen und Bauen).

The information in this publication is based on our current technical knowledge and experience. In view of the many factors that may affect processing and application of our products, these data do not relieve the users of our products from the responsibility of carrying out their own inspections and tests, as they only represent general guidelines. They neither do imply any legally binding assurance of certain properties or of suitability for a particular application. It is the responsibility of those to whom we supply our products to ensure that any proprietary rights and existing laws and regulations are observed. We reserve the right to modifications in the interests of technical advancement without prior notice.