


Rigips Climafit Base 15



Rigips Climafit is the first graphite modified plasterboard worldwide. Thanks to its high thermal conductivity of 0,52 W/(m·K) it is perfectly suited as a covering for modern temperature control systems such as cooling and heating ceilings.



In comparison to conventional plasterboards Rigips Climafit can increase the capacity of the temperature control systems by up to 30 % (in watts). It is the most effective product on the market and is also available as Rigitone Climafit perforated board.

Installation:

Installation should be carried out according to DIN 18181 and Rigips installation guidelines. Rigips Climafit boards must be screwed using the special "Climafit Schnellbauschrauben TN GOLD" screws.

Technical Data

Proof	as per DIN EN 520	Gypsum plasterboard type A
Classification	as per DIN EN 13501-1	A2-s1,d0 (B) non-combustible as per Building Regulations List A Part 1, Annex 0.2.2

Edge profile	Longitudinal edges	designed for filling of joints with Rigips VARIO joint filler, either with or without reinforcing strips.	
	Transverse edges		

The information in this publication is based on our current technical knowledge and experience. In view of the many factors that may affect processing and application of our products, these data do not relieve the users of our products from the responsibility of carrying out their own inspections and tests, as they only represent general guidelines. They neither do imply any legally binding assurance of certain properties or of suitability for a particular application. It is the responsibility of those to whom we supply our products to ensure that any proprietary rights and existing laws and regulations are observed. We reserve the right to modifications in the interests of technical advancement without prior notice.

Rigips Climafit Base 15

Plasterboard marking	On rear side	<p>The marking in longitudinal direction in blue contains:</p> <ul style="list-style-type: none"> • RIGIPS Climafit • CE symbol • DIN EN 520: type A • A2-s1, d0 (B) • Production date and/or shift number <p>Generally, together with the lettering, a row of dots mark the board centre within a strip of ca. 5 cm width (position of the metal stud sections for walls).</p>
	On front side	To ease installation, the board centre is marked with red dots at a distance of about 250mm from each other. The position tolerance of the marking from the board centre is ± 2 cm max.
	Edge marking	" RIGIPS Climafit 15,0 " at the longitudinal edge in blue

Dimensions	Nominal thickness		15.0	[mm]
	Width		1250	[mm]
	Length		2000	[mm]
	Dimensional tolerances	as per DIN EN 520	Thickness ± 0.5 Width $+0/-4$ Length $+0/-5$ Squareness deviation ≤ 2.5 per m width	[mm]

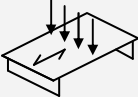
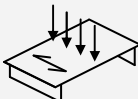
Weight	Apperent density		ca. 850	[kg/m ³]
	Weight per unit area m'		ca. 12,8	[kg/m ²]

Heat	Thermal conductivity λ	as per DIN EN 12664	ca. 0.52	[W/(m·K)]
------	--------------------------------	------------------------	----------	-----------

Humidity	Vapour diffusion resistance factor μ	as per DIN EN 12524	dry: 10 wet: 4	[—]
	Diffusion equivalent air layer thickness s_d	as per DIN 4108	dry: 0.15 wet: 0.06	[m]
	Moisture absorption / equilibrium moisture content (depending on room climate)	at 20°C	40% RH: 0.3 - 0.6 60% RH: 0.6 - 1.0 80% RH: 1.0 - 2.0	[Masse%]
	Change in length for a 30% change in RH	at 20°C	0.015	[%]

The information in this publication is based on our current technical knowledge and experience. In view of the many factors that may affect processing and application of our products, these data do not relieve the users of our products from the responsibility of carrying out their own inspections and tests, as they only represent general guidelines. They neither do imply any legally binding assurance of certain properties or of suitability for a particular application. It is the responsibility of those to whom we supply our products to ensure that any proprietary rights and existing laws and regulations are observed. We reserve the right to modifications in the interests of technical advancement without prior notice.

Rigips Climafit Base 15

Strengths	Breaking load	as per DIN EN 520	⊥ ≥ 650 ≥ 250	[N]
			⊥ perpendicular to direction of manufacture (in longitudinal direction of the board)	
			parallel to direction of manufacture (in transverse direction of the board)	
	Bending tensile strength		⊥ ≥ 5,0 ≥ 1,9	[N/mm ²]
	Surface hardness	as per Brinell	ca. 10 - 18	[N/mm ²]
	Compressive strength vertical to the surface		ca. 5 - 10	[N/mm ²]
	Shear strength of the connection between board and substructure	as per DIN EN 520	NPD (No Performance Determined)	[N]
Adhesive strength of jointing compound & gypsum glue	as per DIN EN 13963	> 0.25	[N/mm ²]	
Other	Crystalline bonded water inside gypsum core		ca. 16 - 19	[%]
	Thermal threshold stress (long-term load)		max. 50	[°C]
	pH value		6 - 9	[—]

The information in this publication is based on our current technical knowledge and experience. In view of the many factors that may affect processing and application of our products, these data do not relieve the users of our products from the responsibility of carrying out their own inspections and tests, as they only represent general guidelines. They neither do imply any legally binding assurance of certain properties or of suitability for a particular application. It is the responsibility of those to whom we supply our products to ensure that any proprietary rights and existing laws and regulations are observed. We reserve the right to modifications in the interests of technical advancement without prior notice.